

REGISTER



1 Go to www.flexischools.com.au and select the **REGISTER** option and enter your email address.



2 You will be sent a registration email. Click on the link in the email to complete the registration.



3 Fill in your details on the Registration Form and click "submit".



4 Add your students, select their school and class.

ORDER


 flexischools.com.au

1 Go to www.flexischools.com.au and select the **LOGIN** option. Click on "Start an order" for your student.

2 Select the service you wish to purchase from. You can also set up orders in advance.

3 Add each of your items. Extras and options will appear where relevant to the item.

4 Select your payment option. Pay for the one order or "top up" your account. Complete payment to place order.




flexischools

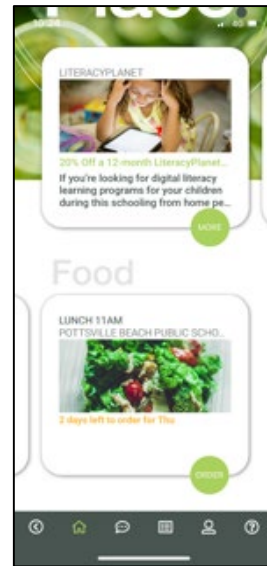
App info



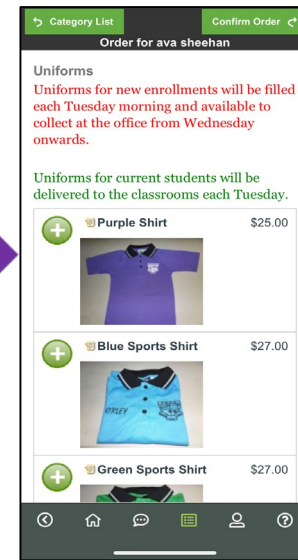
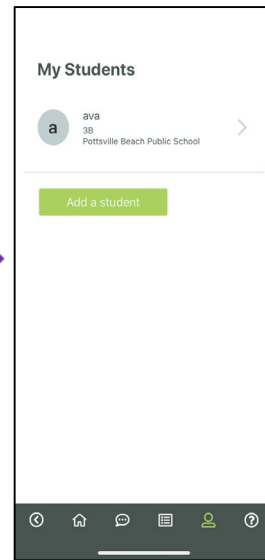

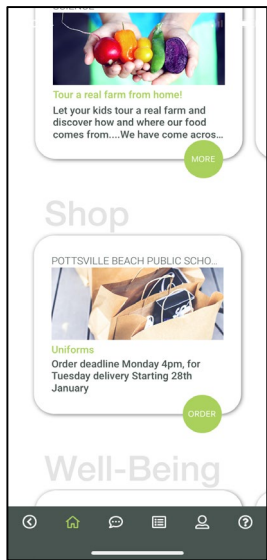
Scroll Down to Food



Scroll across to choose recess or lunch



Scroll Down to Shop



Profile – Student to update class

